



# PROVIDENCE RIVER PEDESTRIAN BRIDGE

PUBLIC MEETING

City of Providence  
Department of Planning + Development

# LOOKING BACK

2009- Project for Public Spaces (PPS) came to Providence to develop preliminary ideas for waterfront parks

2009 - I-195 Pedestrian Bridge Committee began to meet to begin thinking about design and programming concepts for the pedestrian bridge

2010- City decided to hold design competition and created Selection Committee

2010 - City issued an RFQ for design teams and then issued RFP to 11 finalists

2010 – Final design was selected

Since 2010 – Advanced from conceptual design, integrated design with emerging plans for East and West Side waterfront parks

Now at Pre-90% design

Construction will begin in Spring of 2015

# DESIGN CONSIDERATIONS

- Must incorporate the five existing piers
- Must be bicycle friendly and ADA compliant
- Incorporated into design of waterfront parks
- Allow for gathering spaces on bridge
- Consideration of views
- Durability of materials
- Design themes – city's history, innovation, creativity, design excellence

# SELECTION COMMITTEE

- Rhode Island School of Design Provost (Chair)
- Director of Rhode Island Department of Transportation
- City of Providence Superintendent of Parks
- City of Providence Director of Planning
- Assistant Vice President, Planning, Design and Construction, Brown University
- Private Business Representative Downtown Providence
- Vice President of the Rhode Island Chapter of AIA
- President of the Fox Point Neighborhood Association
- Vice President of the Jewelry District Association
- Executive Director, Rhode Island Historic Preservation and Heritage Commission



# DESIGN COMPETITION SUBMISSION



PROVIDENCE RIVER PEDESTRIAN BRIDGE


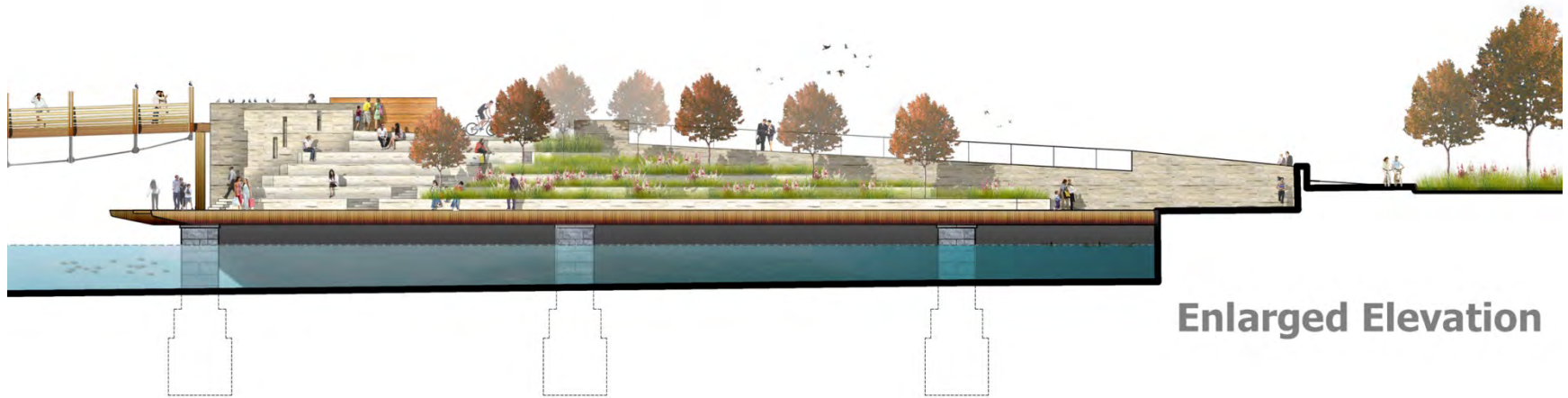




# PROVIDENCE RIVER PEDESTRIAN BRIDGE

Team 10

PROVIDENCE RIVER PEDESTRIAN BRIDGE



**South Elevation**

**Team 10**

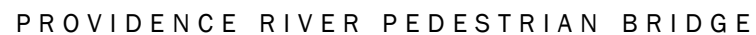
# KEY CHANGES SINCE COMPETITION

- Reduced overall size of bridge – total square footage of bridge deck
- Eliminated event space at lower level
- Eliminated walkway from east side to lower level space
- Added seating elements -- serve as lighting elements
- Added stairs to access two piers on east side

DESIGN RETAINS THE ESSENTIAL CHARACTER OF THE ORIGINAL CONCEPT



## PROVIDENCE RIVER PEDESTRIAN BRIDGE



# EAST SIDE RENDERED PLAN





# WEST SIDE RENDERED PLAN





# VIEW FROM BRIDGE LANDING – WEST SIDE PARK



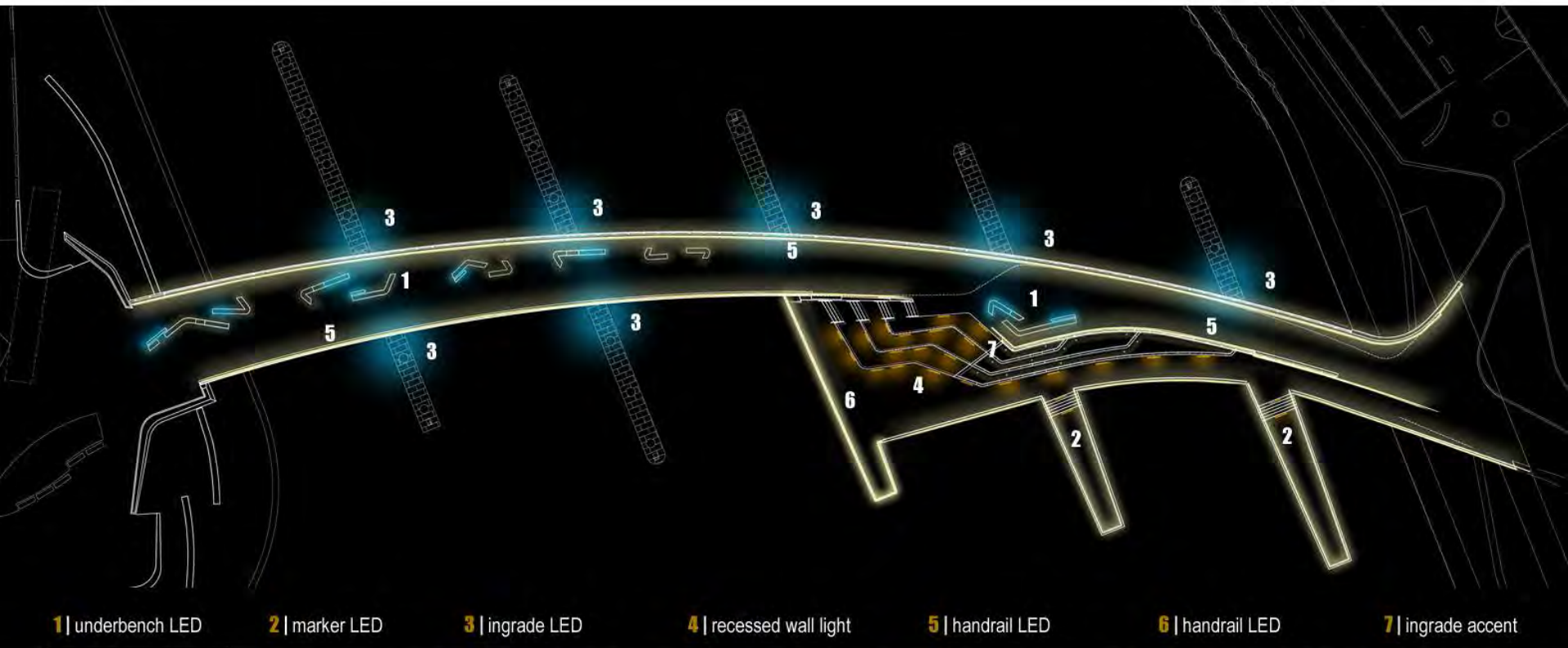


# OVERALL PLAN




- 1** | Upper Bridge Deck
- 2** | Upper Bridge Bench Seating
- 3** | South Terrace Deck
- 4** | Lower Bridge Deck
- 5** | Fishing Pier
- 6** | South Terrace Planter

# LIGHTING SCHEME





# BENCH AND LIGHTING ELEMENTS



PROVIDENCE RIVER PEDESTRIAN BRIDGE

# BENCH AND LIGHTING ELEMENTS



PROVIDENCE RIVER PEDESTRIAN BRIDGE




# BENCH AND LIGHTING ELEMENTS



PROVIDENCE RIVER PEDESTRIAN BRIDGE



# VIEW- NORTH SIDE OF EAST ABUTMENT



# VIEW LOOKING WEST



PROVIDENCE RIVER PEDESTRIAN BRIDGE



# VIEW LOOKING EAST



PROVIDENCE RIVER PEDESTRIAN BRIDGE

## **BUDGET AND COST ESTIMATE**

Listed in the State Transportation Improvement Program (TIP) for \$6M

Current budget estimate is \$5.5M

## **OWNERSHIP AND MAINTENANCE**

Once constructed, bridge will be owned by the City of Providence

Ongoing maintenance a priority, are working through ideas with I-195 Commission and other partners on best plan to ensure bridge will be maintained in excellent condition



# **SCHEDULE MOVING FORWARD – NEXT STEPS**

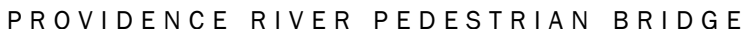
Lambri Zerva, Rhode Island Department of Transportation

# QUESTIONS? COMMENTS?

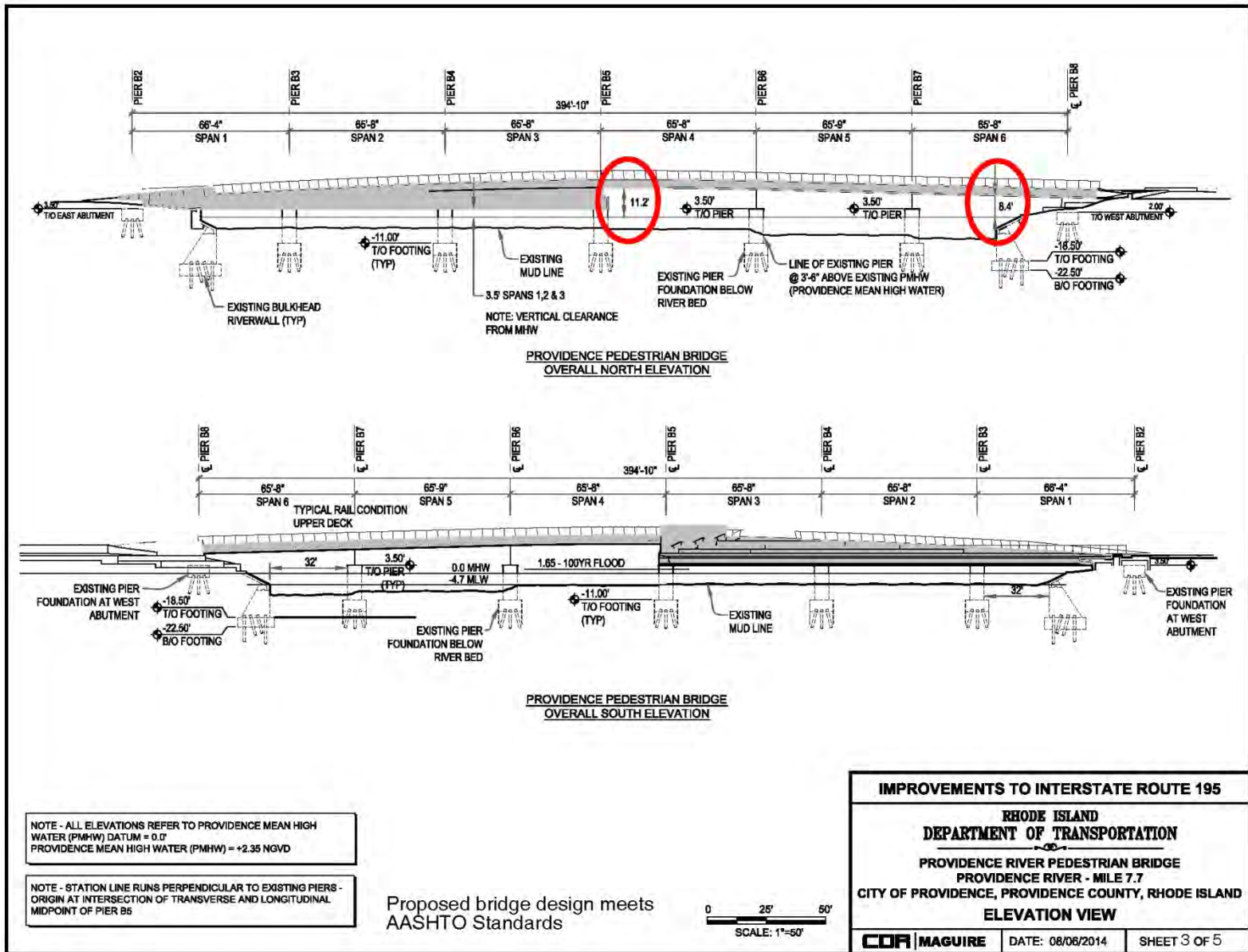




© 2000 Blackwell Science Ltd  
Journal of Internal Medicine 247: 395–401



## ELEVATION VIEW





[illegible]

Technical drawing of a roof assembly cross-section. The drawing shows a sloped roof structure with a corrugated metal deck. A vertical section line is indicated by a dashed line. The roof is supported by a steel angle frame. The drawing includes the following text labels:

- HAULING HOOD TYPE A WITH PPE BRACE/LINING
- REMOVABLE 9" WIDE SECTION OF 1/2" THICK PPE CLADDING SECURED TO STEEL ANGLE FRAME COORDINATE WITH STRUCTURAL DRAWINGS
- PPE DECK WITH STAINLESS STEEL FASTENERS OVER PPE SLEEPERS @ 8" O.C.





RAILING 48" HIGH TYPE A  
WITH PE 8000 GLUED RAIL

3" X 5" X 6" PE CLADDING SECURED TO STEEL  
ANGLE FRAME. COORDINATE WITH STRUCTURAL  
DRAWINGS.

PE DECK WITH STAINLESS STEEL FASTENERS OR  
PE SLEEPERS @ 6" O.C.

